

Item 7b

Swansea Bay City Deal

Progress/Reporting Dashboard

Quarter 4 2021/22 F.Y.

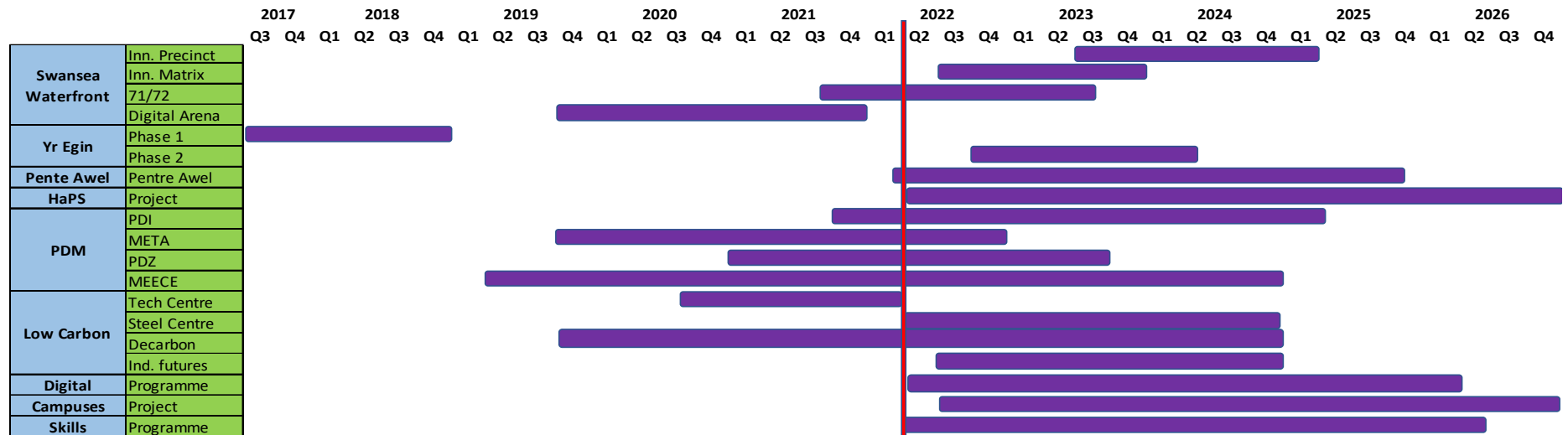
Drafted by:	Phil Ryder
Date:	14/04/2022



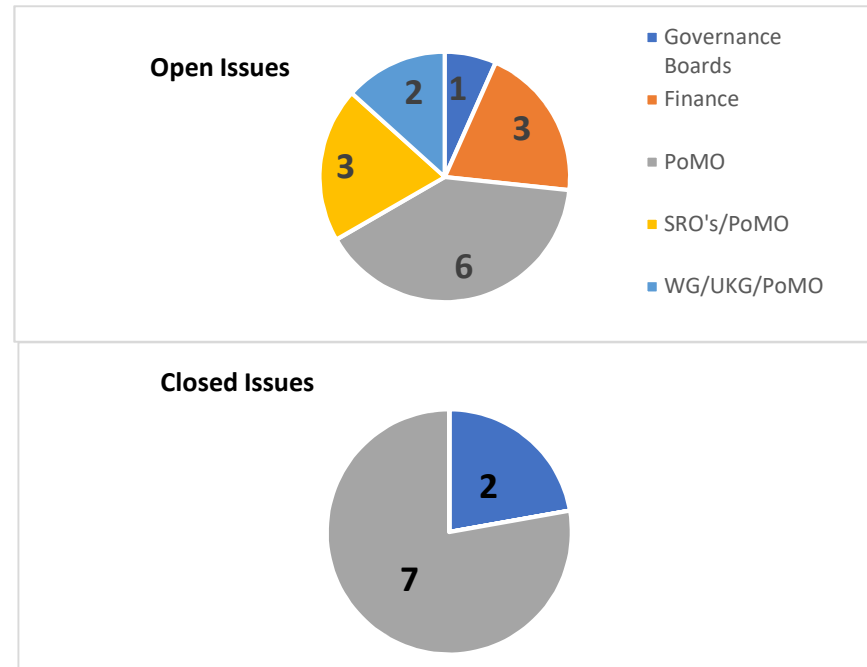
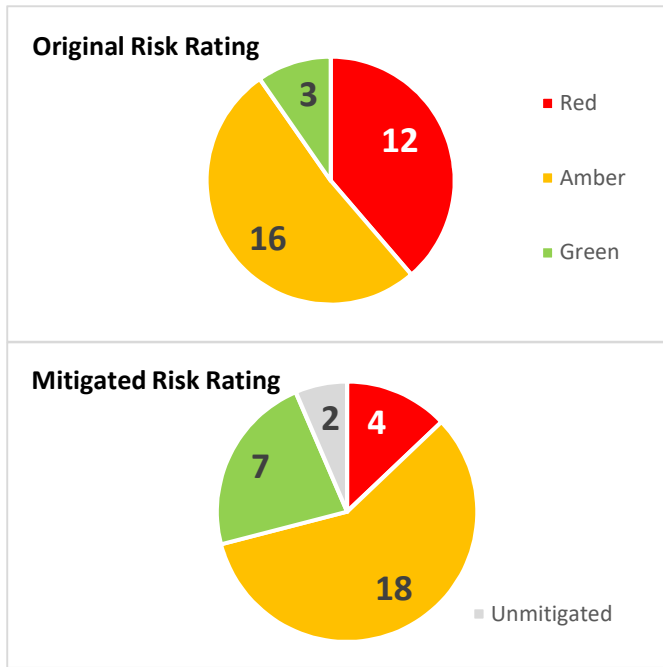
1. Project/Programme RAG status

Project/Programme	Delivery	Scope	Staffing Resource	Finance	Stakeholder Engagement	RAG Status
Pentre Awel						
Campuses						
Waterfront & Digital District						
Yr Egin						
Digital Infrastructure						
Skills and Talent						
Pembroke Dock Marine						
Supporting Innovation & Low Carbon Growth						
Homes as Power Stations						

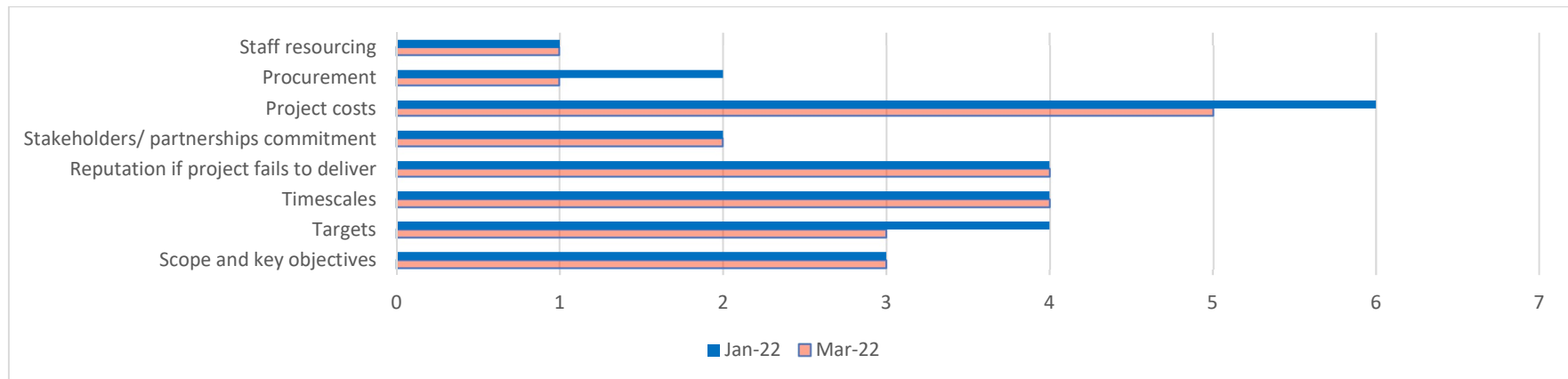
2. Portfolio Delivery Timeline



3. Portfolio Risk & Issue Management



4. Risk Management – COVID Impact Assessment Red Risks

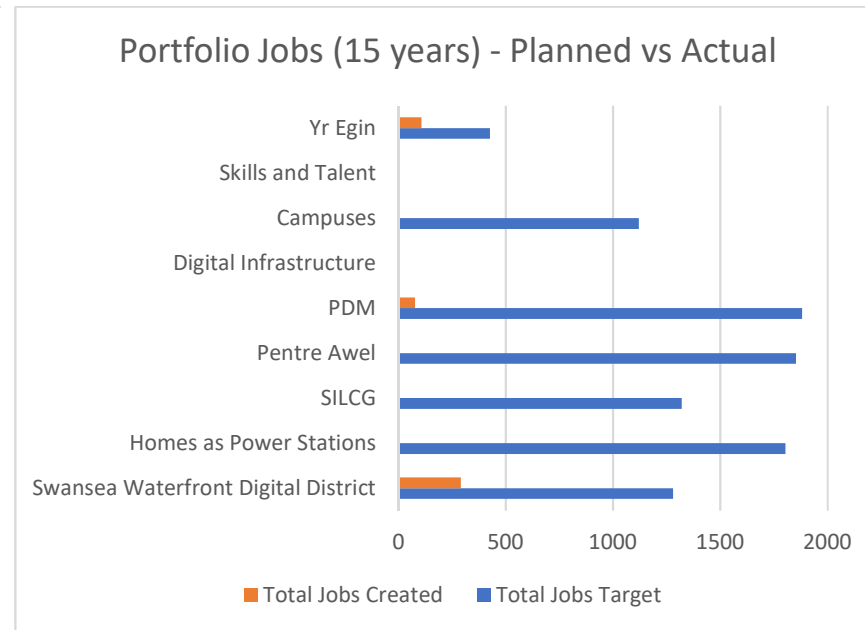
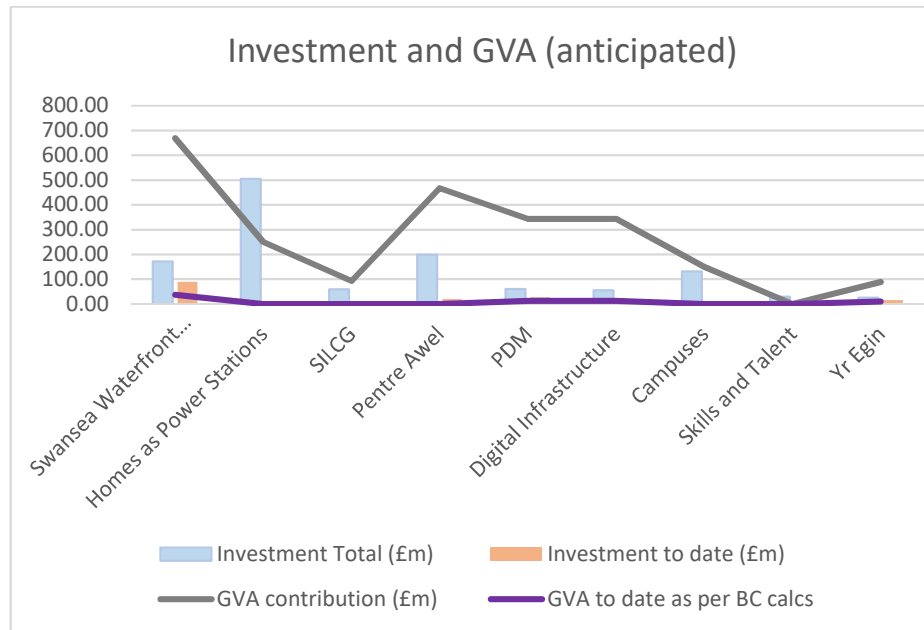


5. Risk Management – Top Red Risks

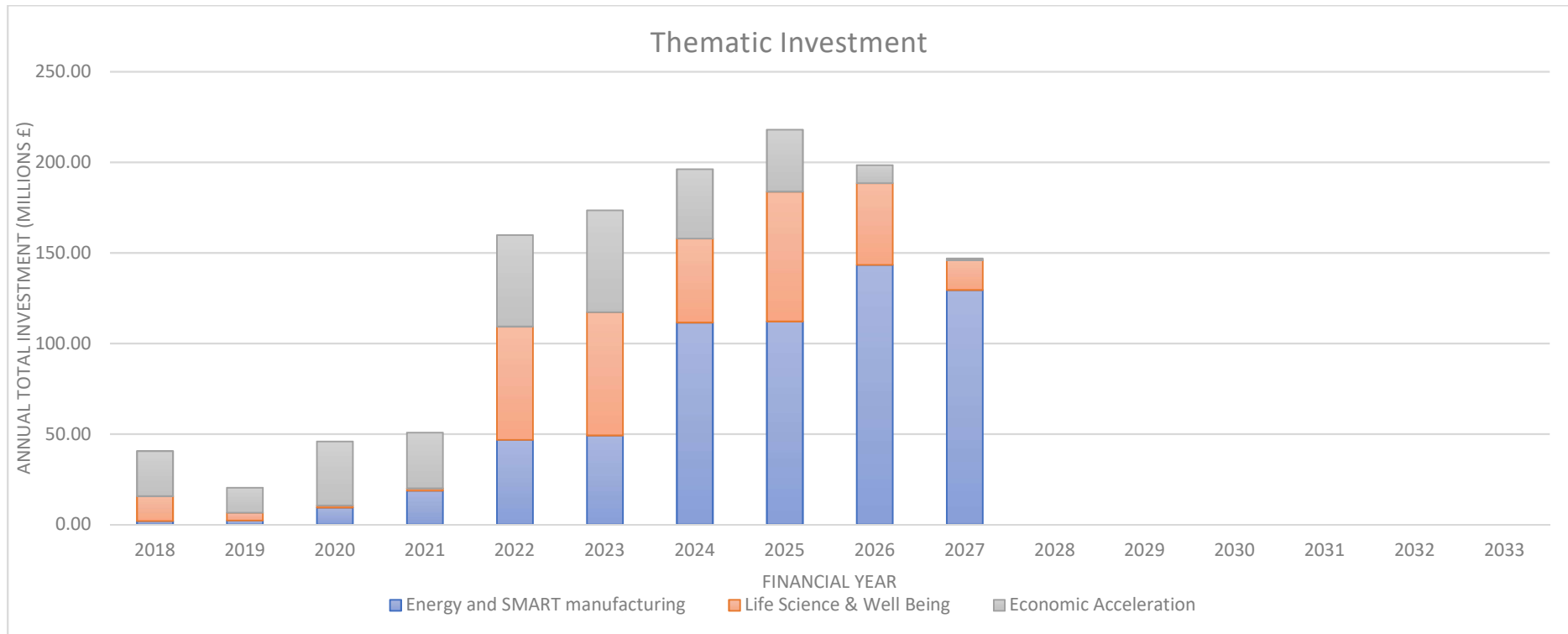
REF.	Title	Description	Current Control Actions	Residual Probability	Residual Impact	Residual Rank
26	Private sector funding contribution/s not realised in line with business case projections.	Risk that private sector funding is not realised as per portfolio business case projections that will impact on the deliverability of outputs and outcomes of the SBCD.	05/04/22 The Portfolio is on track to realise the Private Sector funding however it is acknowledged that the timescales have slipped marginally due to macroeconomic events, Business Case development and approval process.	4	4	16
31	Increase in cost of construction.	Risk that cost of construction may increase impacting on budgets set out in Programme / Project Businesses resulting in an overspend.	05/04/22 PoMO presented the Construction Impact Assessment to Programme Board on 29th March 2022. 3 completed returns, 3 returned with rationales for nil responses and 3 nil responses. Continued ongoing evaluation quarterly until all procurement activity is completed, will then be reviewed accordingly. PoMO facilitated an Event on 14th February 2022 hosted by Civil Engineering Construction Association (CECA) and Constructing Excellence in Wales (CEW). All Programme / Project Leads, SRO's and other City Growth Deals in Wales were invited to attend.	5	3	15
33	Welsh Government 2021 update of Technical Advice Note (TAN) 15 development risk of flooding and coastal erosion and associated flood planning maps.	Proposed updates to the TAN and maps have recategorised the vulnerability of certain developments, increased the extent of the flood maps and the ability of landowners and local authorities to potentially achieve planning permission and ultimately develop land affected by the 2021 updates.	05/04/22 SBCD Programme (Portfolio) Board identified there is still a potential impact associated with TAN 15. It has been agreed that the PoMO will escalate this to Joint Committee following the elections with the intention that the Local Authority Leads will pick up the conflicting information in relation to the implementation of the proposed changes with the WLGA. The PoMO have engaged with Programmes / Projects to determine potential areas that are affected by the new maps	4	4	16
43	Slippage in delivery of programmes / projects against key milestones	As all City Deal Business Cases have now been approved the risk that City Deal doesn't achieve the outcomes intended within the timescales agree due to slippage in delivery of programme against key milestones resulting in borrowing and recouperation not accurately reflecting spend. Has been re-assessed following the closing of Risk ID SBCD013.	The City Deal Finance Manager and PoMO Manager are now working with the Programme / Project Leads, to identify changes to plan and report them through the Change Control Process. Procurement Pipeline is now part of the Quarterly Monitoring process that is presented to Governance Boards. PoMO have created a Dashboard to summarise activity and risk across the Portfolio which is presented quarterly through the Governance Boards.	4	4	16

6. Benefits Realisation

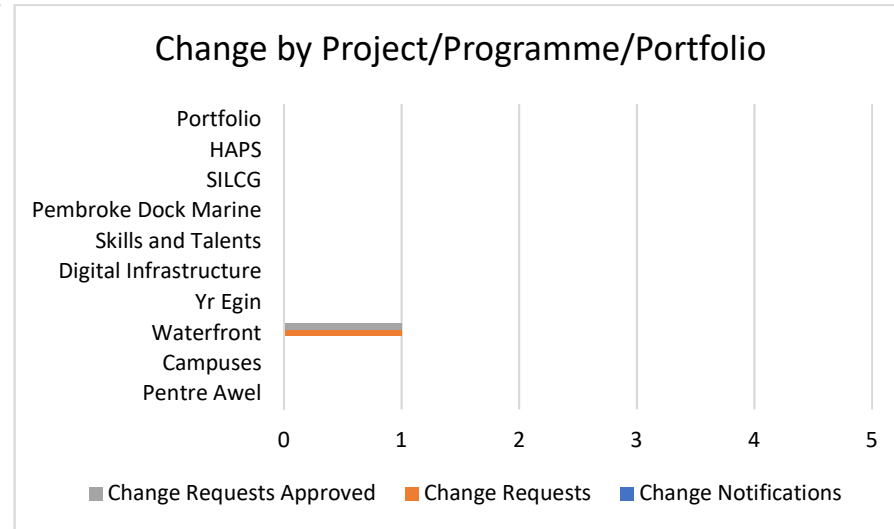
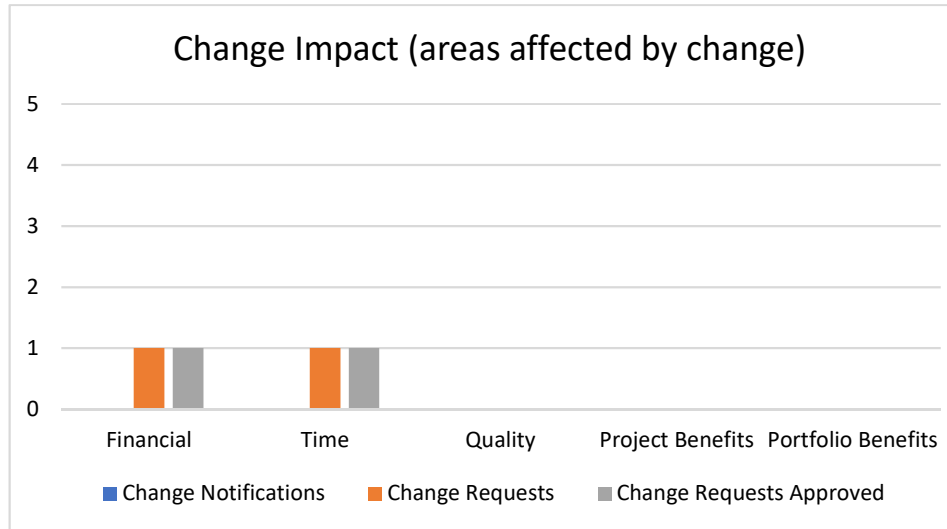
Project/ Programme	Investment Target (£m)	Investment to Date (£m)	Jobs Target	Jobs Created	GVA Target (£m)	Anticipated GVA YE21/22 (£m)
Swansea Waterfront	171.54	89.37	1281	291	669.00	36.97
HaPS	505.50	0.05	1804	5	251.00	0.00
SILCG	58.70	10.30	1320	1	93.00	0.00
Pentre Awel	199.19	19.17	1853	2	467.00	0.00
PDM	60.47	21.96	1881	77	343.00	12.60
Digital Infrastructure	55.30	0.54	0	3	318.80	0.00
Campuses	131.98	1.14	1120	2	150.00	0.04
Skills and Talent	30.00	0.20	0	2	0	0.00
Yr Egin	25.17	14.87	427	107	89.00	9.72
Total (number)	1237.85	157.59	9686	490	2380.80	59.33
Total (%)		12.73%		5.06%		2.49%



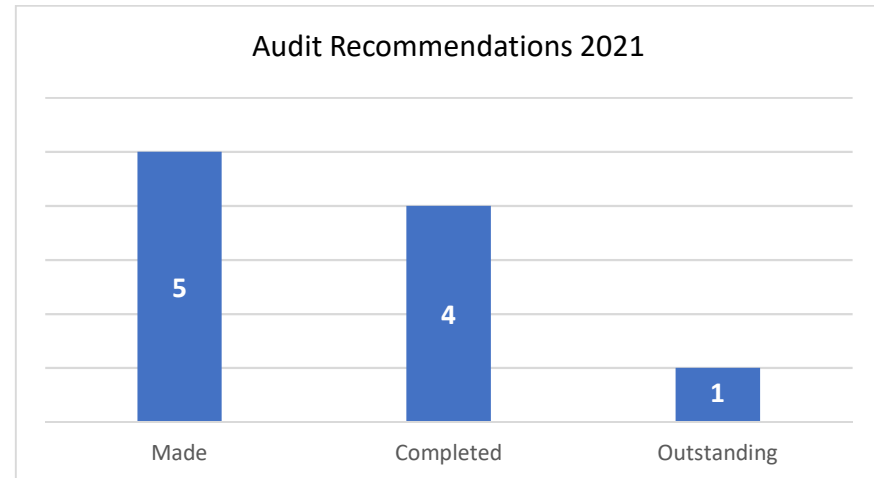
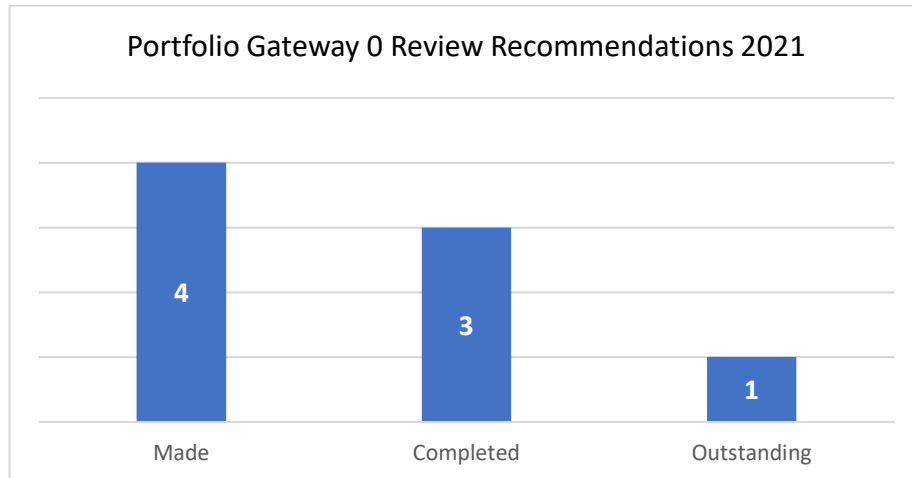
7. Financial Management



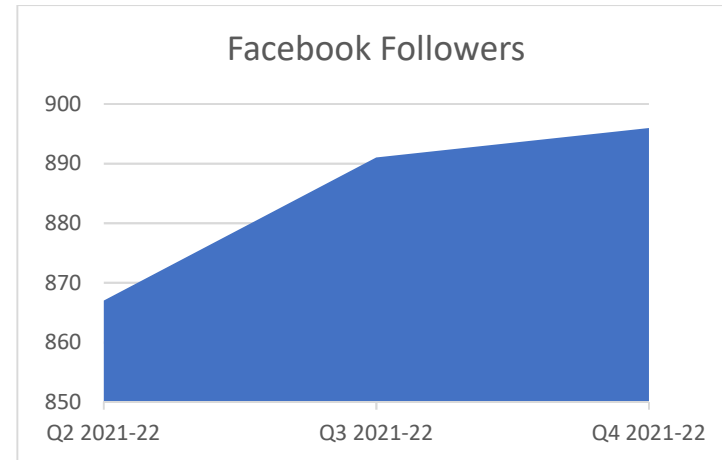
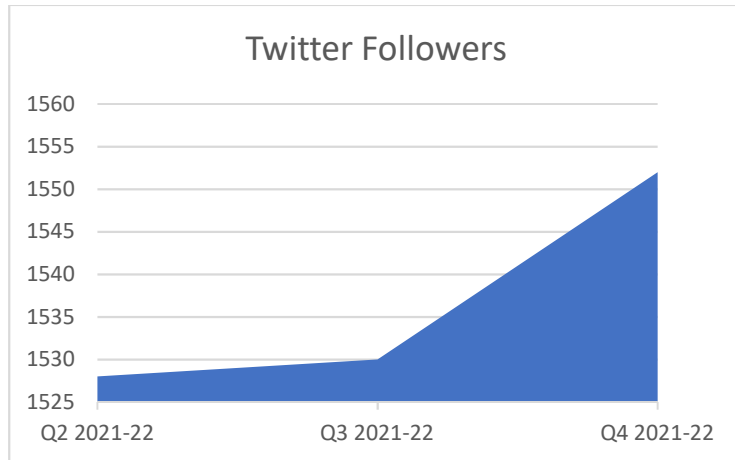
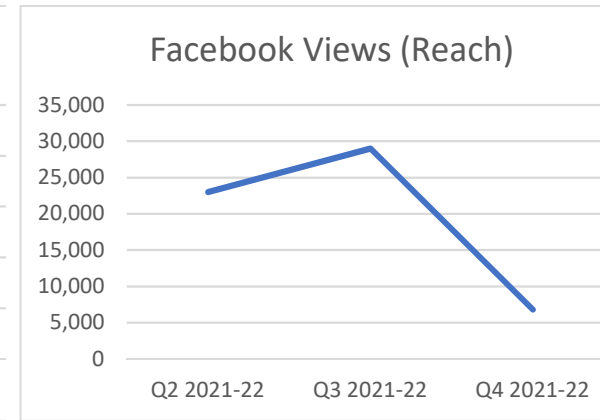
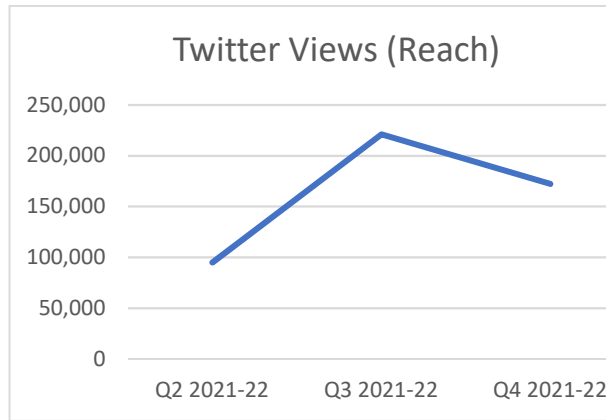
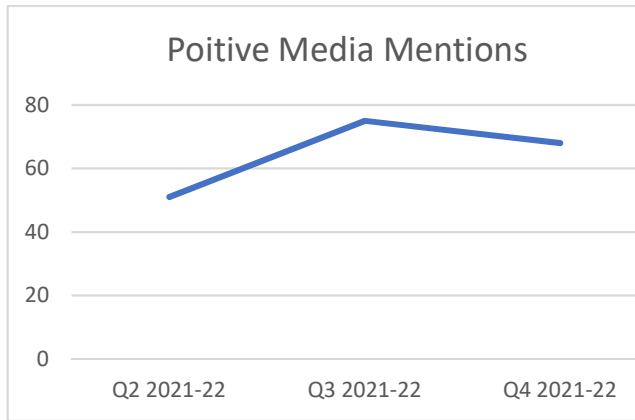
8. Change Management



9. Assurance & Audit Reviews

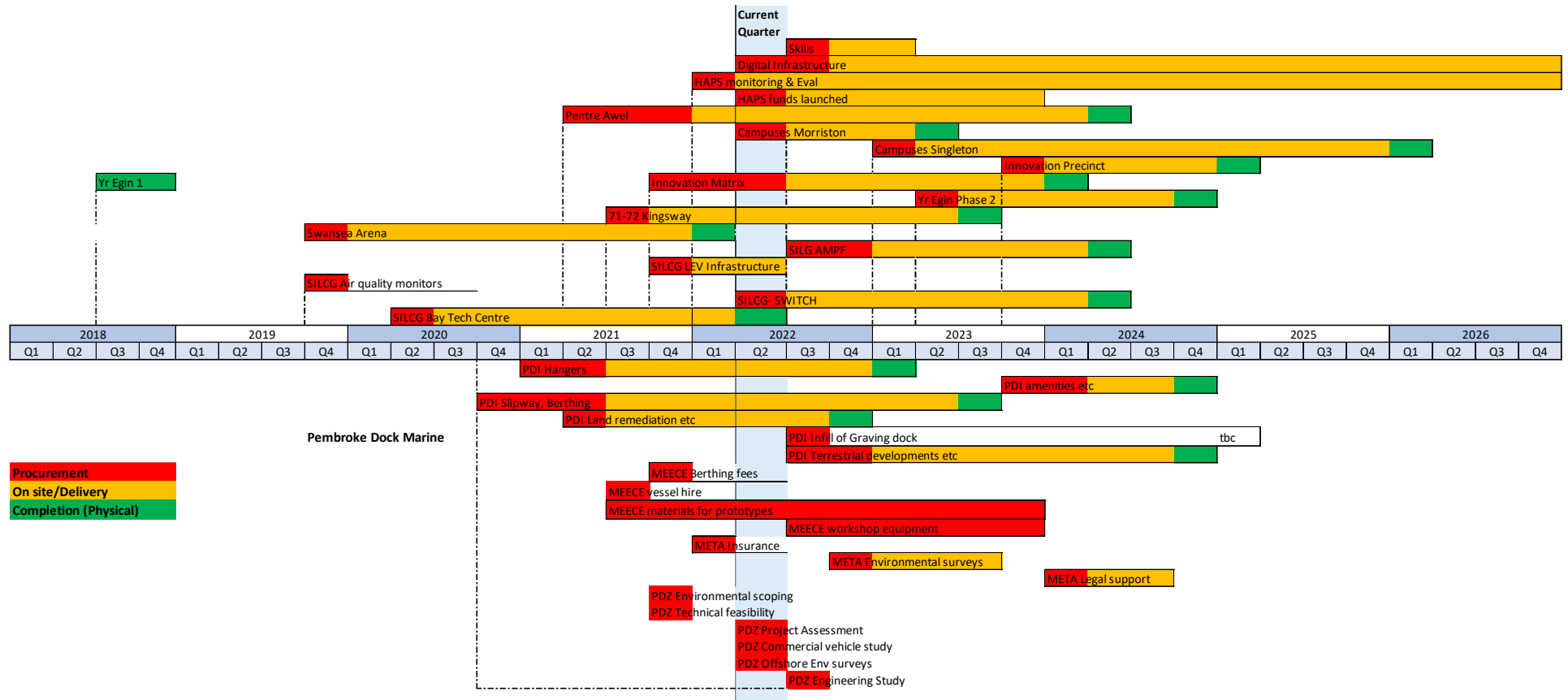


10. Communications and Engagement



11. Procurement Pipeline

Below is a pictorial representation of key procurement activity as of 31st March 2022, across the Programmes and Projects making up the Portfolio.



12. Future inclusions

There are several additional aspects of reporting that the PoMO will look to include in coming iterations, initially, these will include:

- Resource (people) management – this is the resources required by each deliverer, identified within the respective business cases to deliver the SBCD schemes and the current levels of staffing against this commitment.
- Further breakdowns of financials as recently requested at JC.
- Quarterly updates on forecasted benefits, do the actual vs planed show progress being ahead, behind or as forecast.
- LinkedIn reach/stats
- Visits and Event info
- Delivery timeline has been set for 2022 Portfolio Business Case update, any movement to delivery timelines will be shown in future reports.